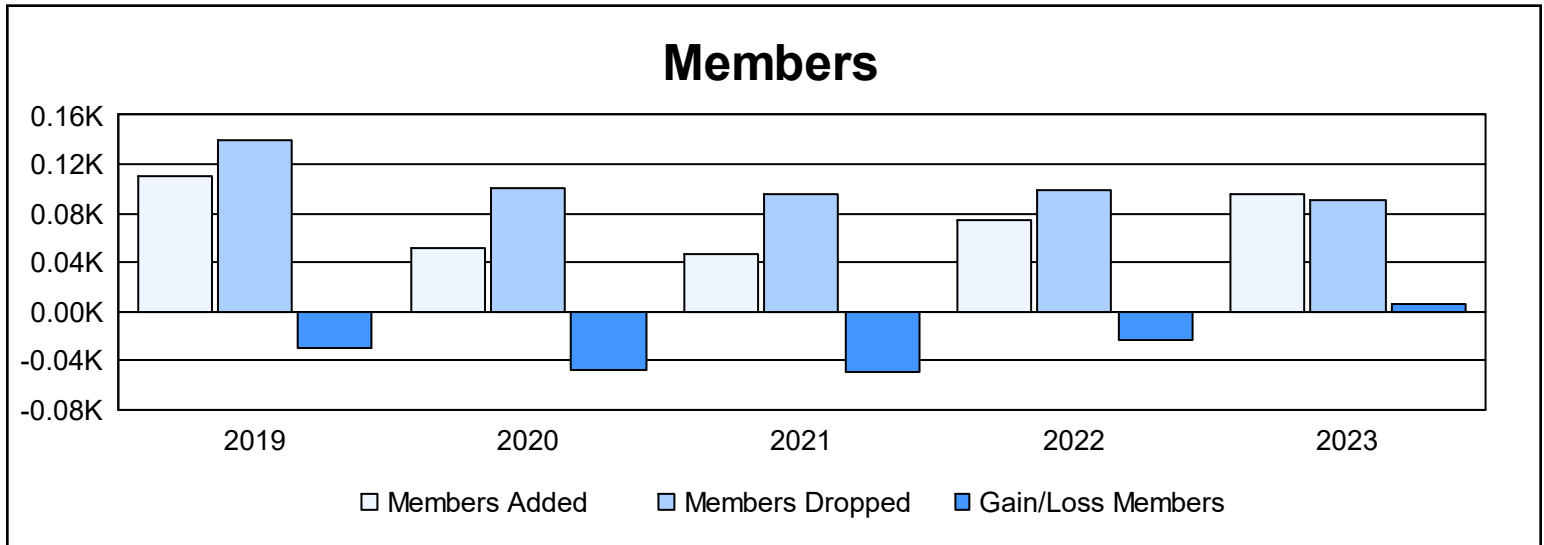
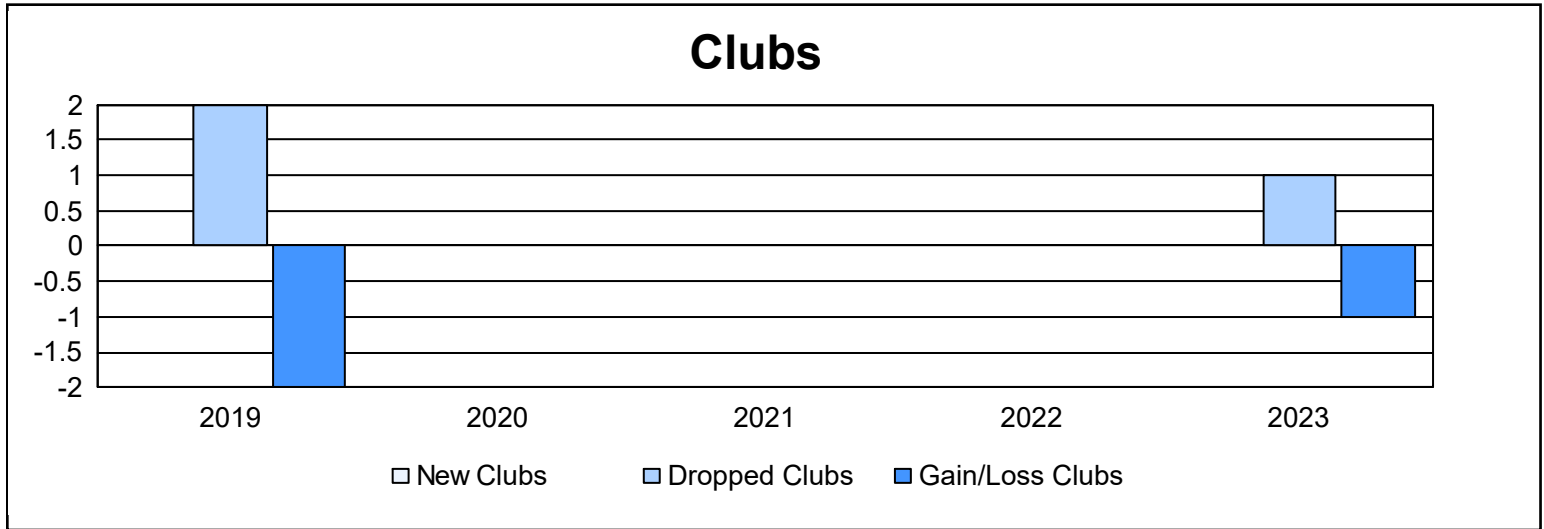
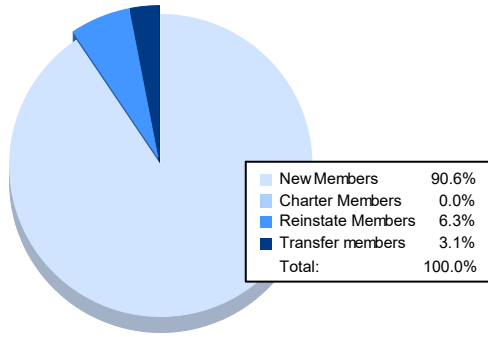


Year	New Clubs	Dropped Clubs	Gain/ Loss Clubs	New Members	Charter Members	Reinstate Members	Transfer Members	Total Member Added	Total Members Dropped	Gain/ Loss Members
2018-2019	0	2	-2	77	10	5	19	111	140	-29
2019-2020	0	0	0	43	1	2	6	52	100	-48
2020-2021	0	0	0	35	0	7	4	46	96	-50
2021-2022	0	0	0	68	1	2	4	75	99	-24
2022-2023	0	1	-1	87	0	6	3	96	90	6
<b>Average</b>	<b>0</b>	<b>1</b>	<b>-1</b>	<b>62</b>	<b>2</b>	<b>4</b>	<b>7</b>	<b>76</b>	<b>105</b>	<b>-29</b>



### Membership Composition June 2023 Cumulative



### Gender Composition June 2023 Cumulative

